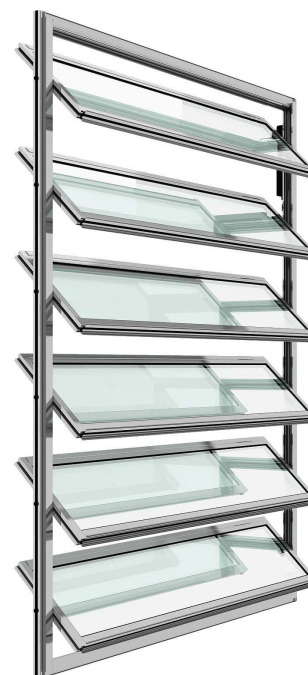


PRODUCT FEATURES

VENTLAM is a facade louvre window. When it comes to keeping emergency and escape routes free of smoke gas, the use of automated louvre windows solutions is particularly advisable. They make it possible to efficiently keep emergency and escape routes smoke-gas-free. This helps rescue teams get to the scene quickly and successfully evacuate everyone from the building, thereby significantly reducing the risk of suffocation.

The VENTLAM smoke vents system ventilator of installation in vertical façade, provides an economic, non-powered method of ventilation, allowing the removal of large quantities of warm air and/or smoke from a building.

The VENTLAM is particularly suitable for use in industrial and commercial buildings where low cost natural ventilation with or without natural lighting is required. The smoke vent is facade frame and blade profiles with thermally insulated composite of aluminum and PA6.6 profiles filling of 2-glazing framed only sideways.





ventlam

TYPICAL APPLICATIONS

Particularly suitable for applications on facades. The mounting angle is 90°. Installations: logistics centres, shopping centres, atriums, offices, among others. Special profiles can be adapted for wall curtain systems or others as opening masonry.

MATERIALS

Frame and blades in thermally separated aluminum profiles. Frame installation depths 50 or 60 mm.

DIMENSIONS

Minimum frame width: 300 mm.
Maximum frame width: 2000 mm.
Blade height variable: 120 to 400 mm.

INSTALLATION ANGLE

The mounting angle is 90°.

OPENING ANGLE

Standard with 78° opening angle, if necessary 0–90°.

LOUVRE FILLINGS

Insulation glazing or panels as desired. Triple insulating glazing possible. Total thickness of 28 mm.

CONTROLS

Hidden opening fittings.
Operation with manual crank handles, kinked connecting rods.
Pneumatic cylinders or electric servomotors with choice of 230 V or 24 V.

WEIGHT

Depends on dimensions and type of material.

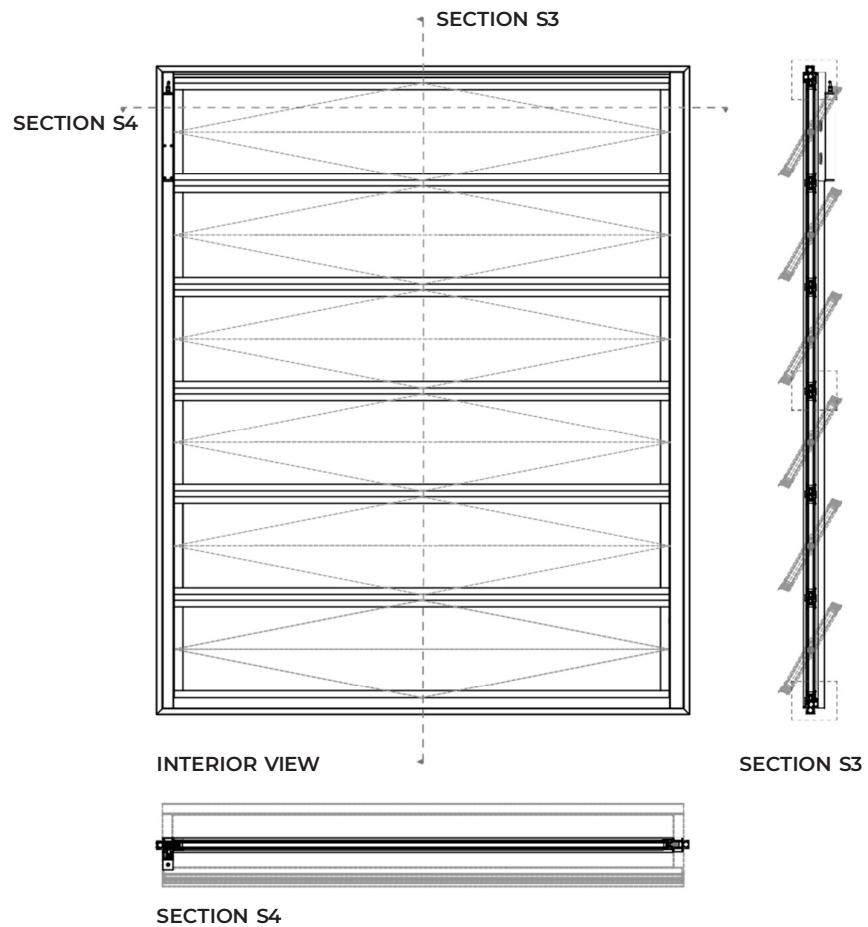
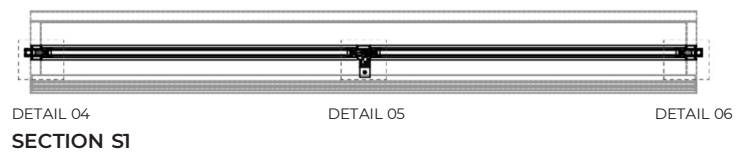
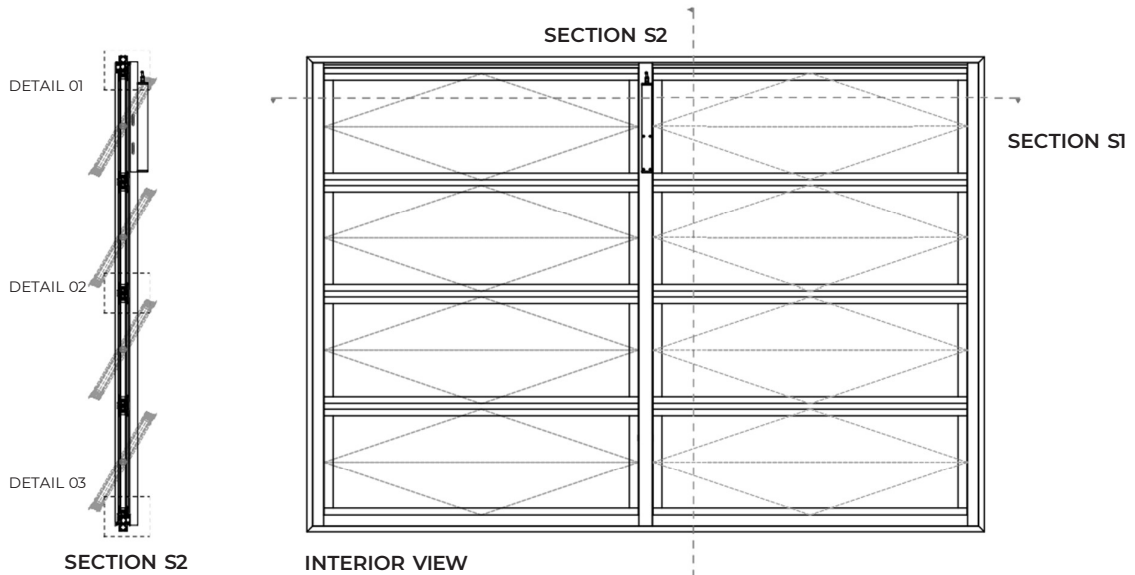
OPTIONS

Custom dimensions.
Powder-coated design (any RAL colour).
Various adaptor sections for installation in post-girt constructions, wall masonry or window elements.

REGULATIONS

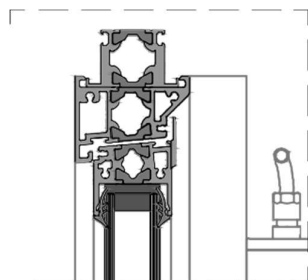
The system has been tested and is certified in accordance with EN 12101-2.

GENERAL DRAWINGS | VENTLAM

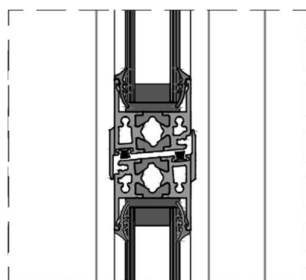


We believe people deserve to work & live in safe & beautiful buildings.

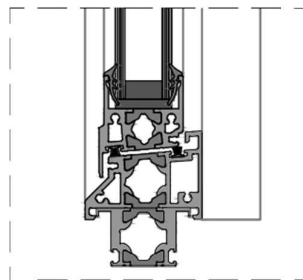
+64 9 300 1980 | info@smokecontrol.co.nz | www.smokecontrol.co.nz



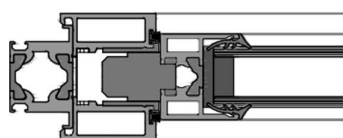
DETAIL 01



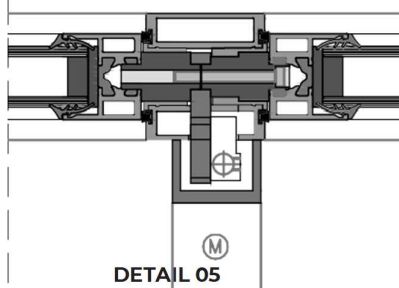
DETAIL 02



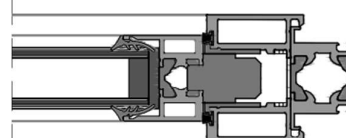
DETAIL 03



DETAIL 04



DETAIL 05



DETAIL 06